

Early Childhood Educators Day 2016



HOW TO GET INVOLVED

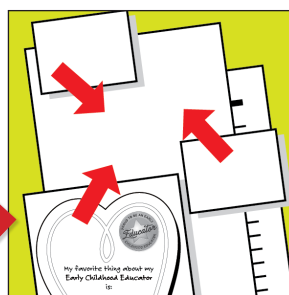
Celebrate Early Childhood Educators Day on Wednesday 7 September 2016.
This year, we would love to involve parents and children in the celebrations and reinforce to our educators how much they are appreciated and respected for giving children a flying start in life.

HERE'S WHAT YOU CAN DO




01 - CUSTOMISE OUR ECE DAY TEMPLATE

Simply add your centre logo to the ECE Day template.




02 - BUILD YOUR OWN

Using the ECE Day resources supplied, build your own ECE Day template to send to your families.




03 - EMAIL YOUR TEMPLATE TO YOUR FAMILIES

"Dear Parent, we are celebrating ECE day this year and....."




04 - FAMILIES PRINT OUT THEIR TEMPLATES AT HOME




05 - PARENTS & CHILDREN DISCUSS / ACTIVITY

Parents and children fill out their favourite things about their educators, colour in and cut out.




06 - CHILDREN GIVE FINISHED HEARTS TO ECES

Children present their artwork to their ECes.



07 - BUILD YOUR ECE APPRECIATION WALL

Appreciation wall "grows" in the centre allowing everybody to participate and celebrate.



08 - SHARE YOUR ECE APPRECIATION WALL

Send great images of your artwalls to ACA Qld and use them on your own social media using #lovemyece.

Celebrate Early Childhood Educators Day




HOW TO GET INVOLVED

Early Childhood Educators Day is on Wednesday 7 September 2016.

Show how much you appreciate and respect your Early Childhood Educators for giving your little ones a flying start in life.

HERE'S WHAT YOU CAN DO




01 - WATCH YOUR EMAIL FOR YOUR ECE DAY PACK

We will be sending you out an Early Childhood Educators Day 2016 pack shortly.




02 - PRINT OUT AS MANY HEARTS AS YOU WANT

Print out the heart sheet on an A4 piece of paper. It's OK to make a mess or make as many as you want!



03 - DISCUSS WITH YOUR CHILD WHAT THEY LIKE BEST ABOUT THEIR ECE

This will be interesting for you to hear too!




04 - WRITE DOWN YOUR FAVOURITE THING ABOUT YOUR ECE

Help your child write down their favourite thing in the space provided.




05 - FILL IN AND CUT OUT YOUR HEART SHAPE

Enjoy colouring in and cutting out the heart shapes, ready to take to your centre.




06 - GIVE YOUR ARTWORK TO YOUR ECE

Watch as your children present their artworks to their ECE with a "Happy ECE Day!"



07 - ECES HELP YOU BUILD YOUR VERY OWN ECE APPRECIATION WALL

Watch as the ECE Appreciation Wall grows over the week.



08 - SHARE YOUR ECE DAY ART WALL

Share great images of your centre's ECE Appreciation Wall on Facebook or Instagram using #LoveMyECE. (Check your centre's social media policy.)

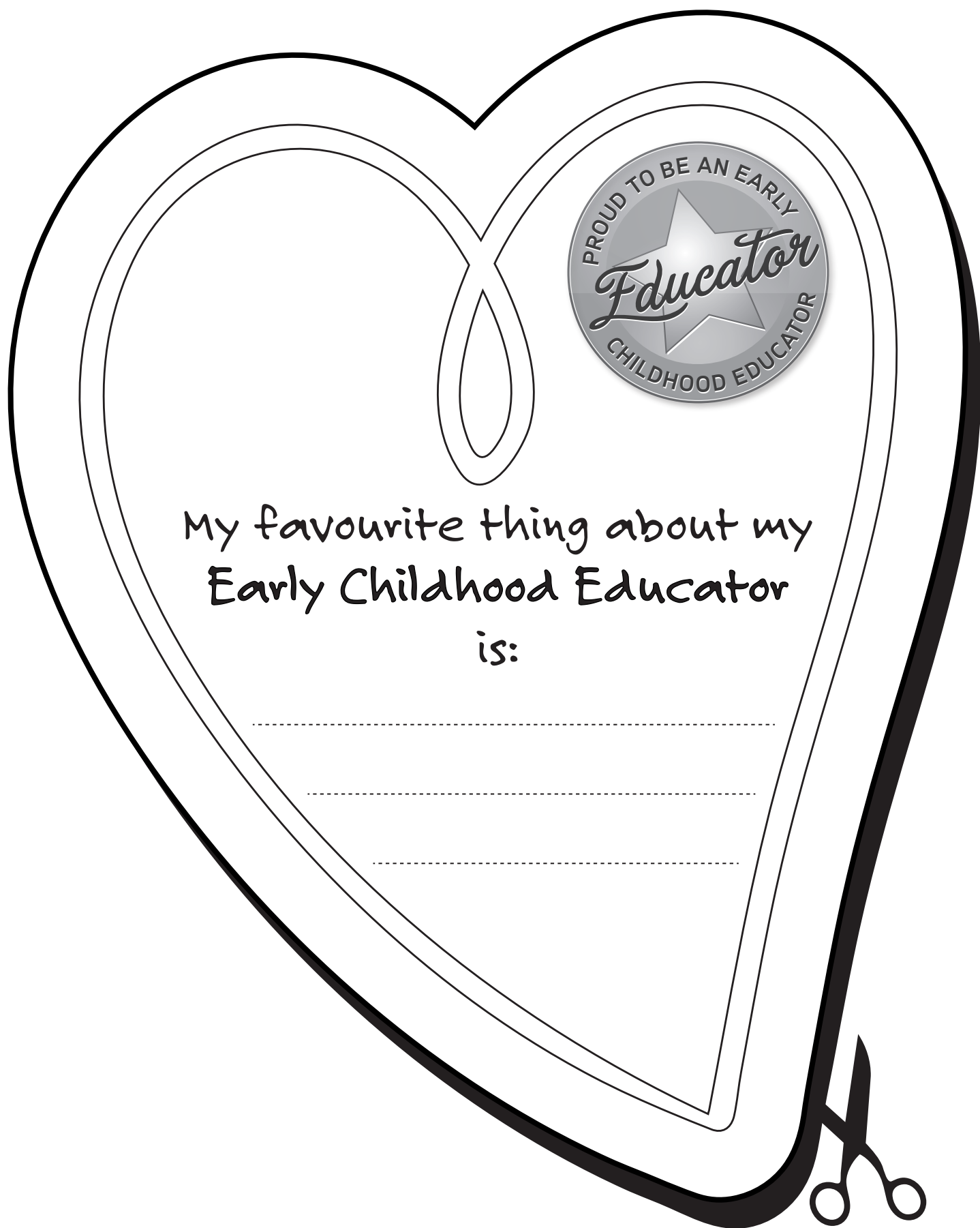


Share your story at

#lovemyece

Fill me in

Cut me out



 #lovemyece